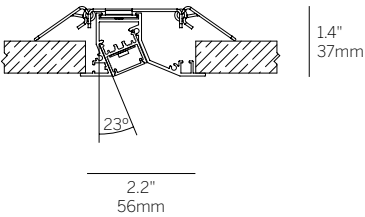
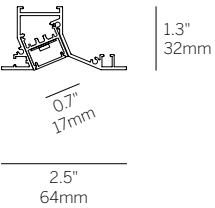
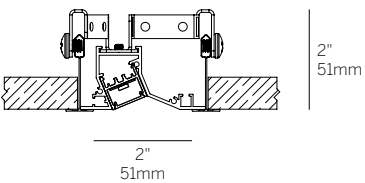


# 20 Linear Wall Wash

## Bezel Trim



Solid Ceiling (RBT)



Grid Ceiling (RGT9/RGT15)

### Ordering Information

Model	Fixation	Pattern	Length	Power <sup>1</sup>	CRI/CCT <sup>2</sup>	Driver <sup>3</sup>	Lens	Finish
WG-20LWW	RBT RGT9 RGT15	S	A	L M	927 930 935 940	X S D010 L3DAE L3DOE DFPN	OD (std) SD	W (std) B G F

### Luminaire

- Continuous snap-in Satin Opal Diffuser for even illumination without visible LED pattern.
- Continuous mounting to any desired length (within 1/4").
- Low voltage connection made within fixture housing.
- Field replaceable LED boards.
- 90+ CRI, 3 Steps MacAdam delivering excellent color rendering.
- Lengths and angles factory-cut to exact field dimensions.

### Fixation

- RBT = Semi Recessed Bezel Trim
- RGT9 = Semi Recessed Grid Trim 9/16
- RGT15 = Semi Recessed Grid Trim 15/16

### Pattern

- S = Straight run

### Length

- A = specify inches to the nearest 0.25" (i.e. 75.25")

### Power<sup>1</sup>

- L = 3.2W/ft low power (24V)
- M = 6.4W/ft mid power (24V)

### CRI/CCT<sup>3</sup>

90+ CRI (Low/Mid Power)

- 927 = 2700K (188/348 lm/ft)
- 930 = 3000K (194/359 lm/ft)
- 935 = 3500K (198/366 lm/ft)
- 940 = 4000K (200/370 lm/ft)

### Driver (remote)<sup>3</sup>

- X = No driver, ordered separately
- S = Standard driver 120-277V
- D010 = Osram, 10%, 0-10V dimming, 120-277V
- L3DAE = Lutron Hi-lume 1% EcoSystem, 120-277V
- L3DOE = Lutron Hi-lume Premier 0.1% EcoSystem, 120-277V
- DFPN = Lutron Forward Phase 1%, 120VAC

### Lens

- OD = Satin opal diffuser (standard)
- SD = Satin clear diffuser (high efficiency)

### Finish

- W = White, 20% gloss, RAL9010 (standard)
- B = Black, 20% gloss
- G = Gray, 20% gloss
- F = Custom finished trim, specify RAL

### Emergency

- Emergency LED driver available, order separately.

1 Wattage shown does not include power supplies/drivers.

2 Delivered lumens with satin opal diffuser shown.

3 Remote power supply required. See power supply page for details.