
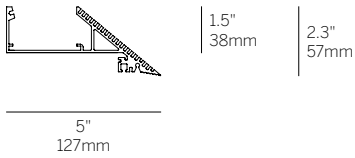


Edgeless P Nose Cove

whitegoods



Ordering Information					
Model	Fixation	Pattern	Length	Finish	Options
WG-EPN	RPT			R	
WG-EPN	RPT	S PC ¹ PR ¹ PZ ¹	A A x B A x B x C A x B x A x B	R	LEC REC LREC LWR RWR



Luminaire

- Cove system featuring plaster-in precision knife edge for clean, minimal effect. Non-illuminated.
- Complete system for wall to wall installations.
- Lengths and angles factory cut to exact field dimensions.
- Unpainted finish.

Fixation

- RPT = Recessed plaster trim

Pattern

- S = Straight run
- PC = Standard patterns coffer 2, 3 or 4 sided with 90° corners¹
- PR = Standard patterns raft 2, 3 or 4 sided with 90° corners¹
- PZ = Non-standard patterns and/or corners other than 90°, consult factory¹

Length

- A, B, C = specify inches to the nearest 0.25" (6.35mm), i.e. 72.25" (1835mm)
For patterns specify each length,
i.e. 2 sided:
A x B = 72.25" (1835mm) x 48" (1220mm);
3 sided:
A x B x C; 4 sided: A x B x A x B)

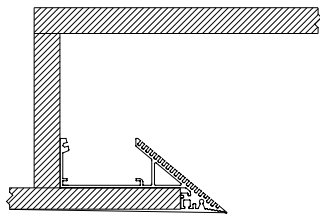
Finish

- R = Unpainted Finish

Options

- LEC = Left end cap
- REC = Right end cap
- LREC = Left & Right end caps
- LWR = Left wall return
- RWR = Right wall return

1 See pattern specsheet



Gypsum Ceiling Mounting.
Can be installed in Cove or Coffered.

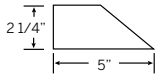


Edgeless Plaster Nose


Ends and Corners

whitegoods

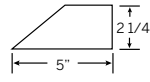
End Caps



WG-EPN-LEC:
Left EPNd Cap*

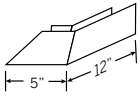


top view

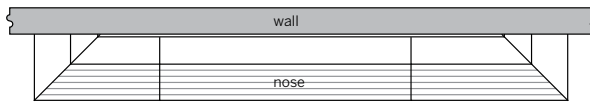


WG-EPN-REC:
Right EPNd Cap*

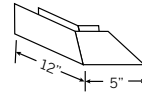
End Returns



WG-EPN-LWR:
Left EPNd Wall Return*



top view



WG-EPN-RWR:
Right EPNd Wall Return*