


20 Mini Edgeless Cove - Perimeter Reveal Application

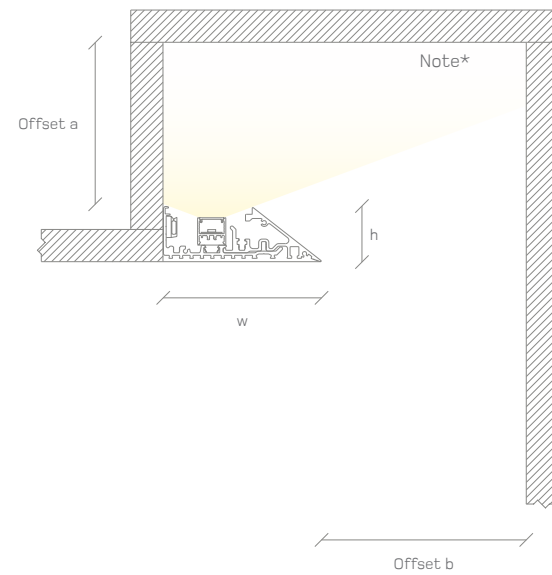
WG 20MEC-RPT



The Mini Edgeless Cove is a versatile knife edge profile luminaire which can be used to create perimeter light pockets. Ideal for larger perimeter recesses, mid room level changes, or vertical wall junctions and other surface articulations.

The aluminium mounting profile is exceptionally shallow and requires no recess depth within the mounting surface. The leading edge of the profile creates a crisp finish to the detail and the mounting surface, with the light source concealed behind from all viewing angles.

Mounting and Recommended Spacing



Note*

Paint out all internal surfaces of cove in matt white.

Offset a

Typical Offset 300mm
Optimum Offset 610mm
Minimum Offset 150mm

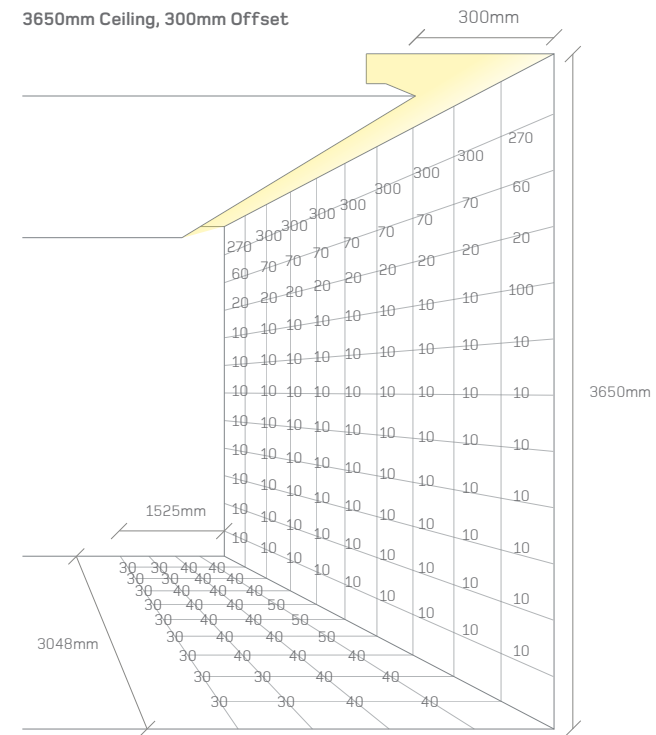
Offset b

Recommended Offset 300mm-915mm
Minimum Offset 150mm
Optimum Offset 915mm

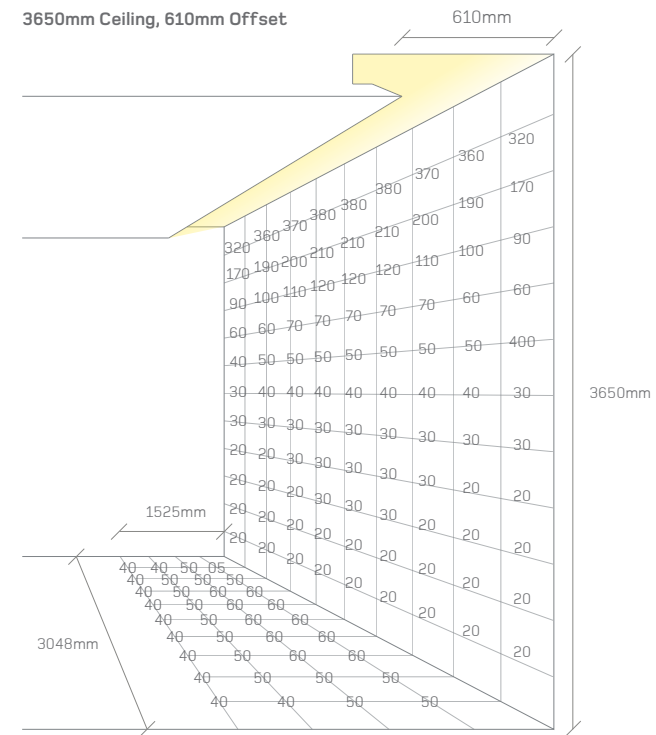
Dimensions

w = 3.7" (94mm)
h = 1.3" (33mm)

3650mm Ceiling, 300mm Offset



3650mm Ceiling, 610mm Offset



Values in Lux

Calculated on the following basis:

Reflectances

Ceiling 70%
Walls 50%
Floor 20%

Maintenance factor

1.0

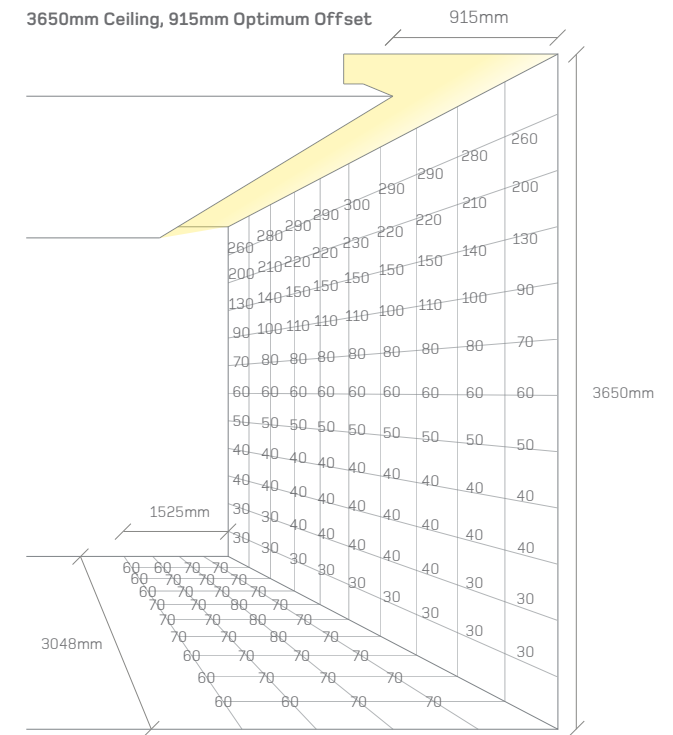
LED

1900lm/m*
3000 Kelvin
90 CRI

Diffuser

Satin Clear

3650mm Ceiling, 915mm Optimum Offset



20 Mini Edgeless Cove
Plaster Trim

Product Details

214