


Edgeless and Box Covers - Coffer Application

WG EC-RPT, WG MEC-RPT, WG BC-SM, WG MBC-SM



A versatile family of cove luminaires suited to uplighting applications, producing plenty of even ambient light and lifting the ceiling for a fresh feel to the space.

The Edgeless Covers have a leading edge which rakes back to minimize the impression of the luminaire. The Box Covers have a simple, minimal form factor allowing them to deliver light with the minimum visual impact.

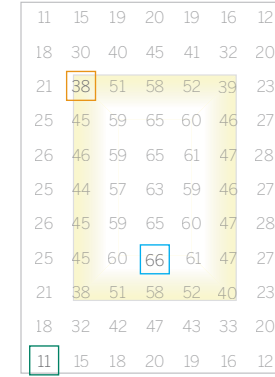
In both cases the aluminum profile forms a perfectly crisp contrasting edge against the lit surface above.

These light maps show expected light levels across a room of the size indicated with a coffered ceiling detail providing indirect ambient light, created with the Mini Edgeless Cove luminaire.


The minimum, average and maximum light levels are called out for reference. Three ceiling heights are given for each scenario.

- Average Light Level
- Minimum Light Level
- Maximum Light Level


9' ceiling height



12' ceiling height



15' ceiling height

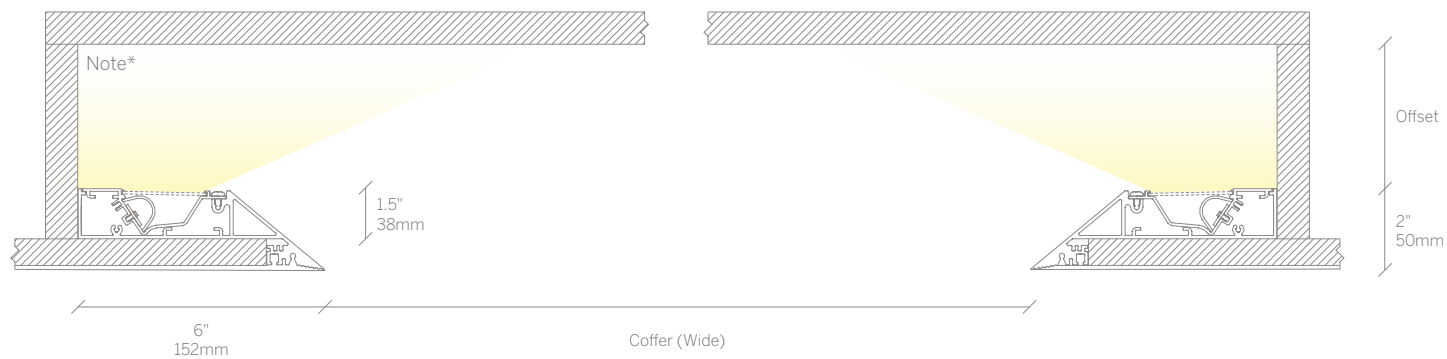


Room scenario 1
General lighting – Large single coffer

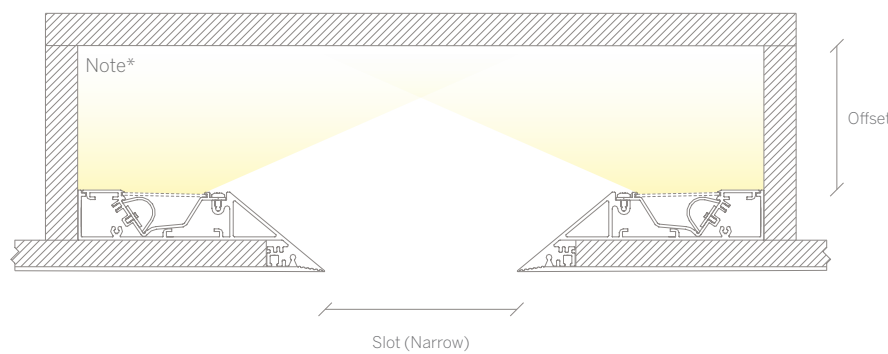
Room size 30' x 18'
Coffer dimensions 20' x 10'
Calculation results taken at task level.

Mounting Options Shown Using Mini Edgeless Cove

Option 1: Wide Coffers



Option 2: Narrow Slot




Note*
Paint out all internal surfaces of coffer in matt white.


Offset
Typical Offset 12"
Optimum Offset 24"
Minimum Offset 6"

Edgeless Cove Plaster Trim	Product Details	210
Mini Edgeless Cove Plaster Trim	Product Details	211
Box Cove Surface Mount	Product Details	212
Mini Box Cove Surface Mount	Product Details	213


9' ceiling height



12' ceiling height



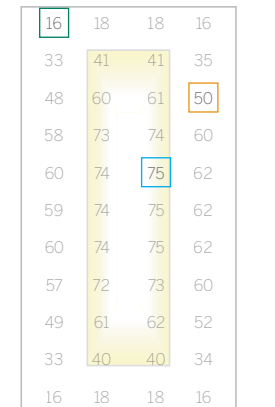
15' ceiling height




Room scenario 2
General lighting – Triple coffer

Room size 30' x 12'
Coffer dimensions 3x 9' x 5'
Calculation results taken at task level.


9' ceiling height



12' ceiling height



15' ceiling height



Room scenario 3
Corridor – Single linear coffer

Room size 30' x 8'
Coffer dimensions 20' x 4'
Calculation results taken at task level.

Calculated on the following basis:

Reflectances	Maintenance Factor	LED	Diffuser
Ceiling 70%	1.0	897lm/ft*	Snap in Satin
Walls 50%		3000 Kelvin	
Floor 20%		90 CRI	

Values in Foot Candles