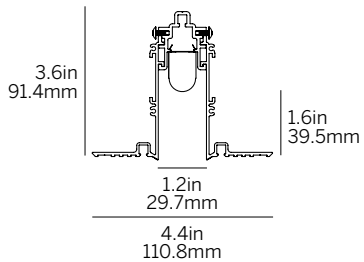
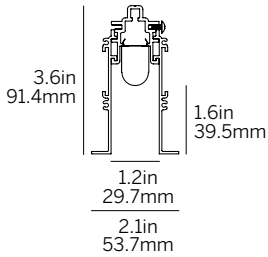


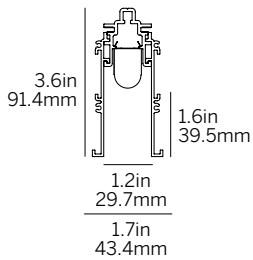
Ordering Information									
Model	Fixation	Pattern	Length	Power <sup>1</sup>	CRI/CCT <sup>2</sup>	Driver <sup>3</sup>	Lens	Finish	Options
WG-20LRR	RPT RBT RRT RGT9 RGT15	S	A	L M	927 930 935 940	X S D010 L3DAE L3DOE DFPN	NL16	W (std) B G F	BEC FEC PEC



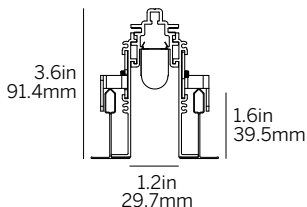
Recessed Plaster Trim (RPT)



Recessed Bezel Trim (RBT)



Recessed Return Trim (RRT)



Recessed Grid Trim (RGT9/RGT15)

### Luminaire

- Continuous, Narrow Lens regressed to the ceiling plane.
- Field replaceable LED boards.
- 90+ CRI, 3 steps MacAdam.
- Lengths factory cut to exact field dimensions specified to 0.25".
- Supplied with 4' class 2 plenum rated feed cable per fixture lengths.

### Fixation

- RPT = Recessed plaster trim
- RBT = Recessed bezel trim
- RRT = Recessed return trim
- RGT9 = Recessed grid trim 9/16"
- RGT15 = Recessed grid trim 15/16"

### Pattern

- S = Straight run (light insert provided in stand alone units up to 96").

### Length

- A = specify inches to the nearest 0.25" (i.e. 72.25").

### Power<sup>1</sup>

- L = 3.2W/ft low power (24V)
- M = 6.4W/ft mid power (24V)

### CRI/CCT<sup>2</sup>

- 90+ CRI (low/mid power)
- 927 = 2700K, (225/415 lm/ft)
  - 930 = 3000K, (232/429 lm/ft)
  - 935 = 3500K, (237/437 lm/ft)
  - 940 = 4000K, (239/442 lm/ft)

### Driver (remote)<sup>3</sup>

- X = No driver, ordered separately
- S = Standard driver 120-277V
- D010 = Osram, 10%, 0-10V dimming, 120-277V
- L3DAE = Lutron Hi-lume 1% EcoSystem, 120-277V
- L3DOE = Lutron Hi-lume Premier 0.1% EcoSystem, 120-277V
- DFPN = Lutron Forward Phase 1%, 120VAC

### Lens

- NL16 = Linear narrow lens, 16 degree

### Finish

- W = White, 20% gloss, RAL9010 (standard)
- B = Black, 20% gloss
- G = Gray, 20% gloss
- F = Custom finished trim, specify RAL

### Options

- BEC = Bezel end caps
- FEC = Flat end caps
- PEC = Plaster-in end caps

### Emergency

- Emergency LED driver available, order separately.

<sup>1</sup> Wattage shown does not include power supplies/drivers.

<sup>2</sup> Delivered lumens with narrow lens shown.

<sup>3</sup> Remote power supply required. See power supply page for details.