


60 Square Wall Wash

whitegoods

Project Title:

Luminaire Ref:



plaster-in

Ordering Information					
Code	Lamp	Diffuser	Driver	Voltage	Emergency
P60SWW* plaster-in	LEDL/LVR* low voltage reflector LEDL/MVR* mains voltage reflector CDMR* ceramic metal halide	FRG* frosted glass	ND non-dim 1-10V 1-10 Volt dim TR trailing edge dim DALI DALI protocol DSI Digital	220-240V standard 120 - 277V universal	EMND non-dim

* Items available for Quickship

Product Description

60mm rectangular recessed luminaire with trimless 'plaster-in' for absolute minimal visual impact. Wall wash fixture are IP65 rated luminaires.

Lamp

LEDL/LVR: LED/Low Voltage Reflector

Type: MR16

Base: GU5.3

Lamp power: max 50W

Lamp lumens: 1000-2850 lm

LEDL/MVR: LED/Mains Voltage Reflector

Type: MR16

Base: GU10

Lamp power: max 50W

Lamp intensity: 200-1100 cd

CDMR: Ceramic Metal Halide Reflector (supermini)

Type: MR16

Base: GX20

Lamp power: max 50W

Lamp intensity: 1500-20000 cd

Cut-out

75 x 80 mm

Accessories

AG-50-C: clear glass

AG-50-S: sculpture glass

AG-50-P: micro prismatic glass

Driver

- ND: non dimming
- 1-10V: 1-10 Volt dimming, min 10% (low voltage only)
- TR: trailing edge dimming (excludes ceramic metal halide)
- DALI: DALI protocol, min 10% (low voltage only)
- DSI: Digital (low voltage only)

Voltage

220-240V AC 50-60Hz.

120-277V universal AC 50-60Hz.

Emergency

EMND: emergency non-dimmable (low voltage only)

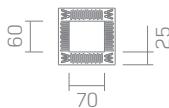
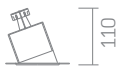
Finish

Standard product finish is white powder coated RAL 9010 with 30% gloss.

Note

- Indicative lamp information shown. Consult lamp manufacturer for current information.
- Lamp is recessed 30mm back from the ceiling.
- Recessed depth required is 110mm for LVR and MVR lamps, 170mm for CDM and emergency.
- Fix angle at 20°
- 170mm recess depth is required for CMH lamps and emergency.

Please contact Whitegoods for further lamp specifications.



Specifier Details