


150 Round Downlight

whitegoods

Project Title:

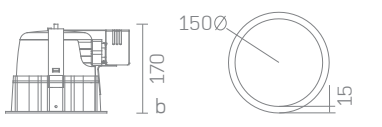
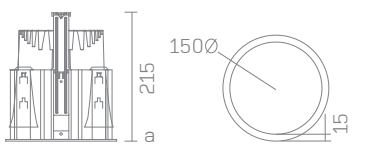
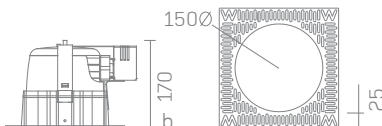
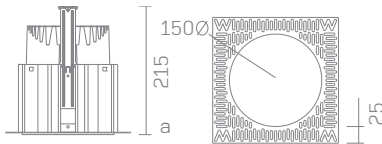
Luminaire Ref:



plaster-in



bezel



Specifier Details

Ordering Information

Code	Module	Diffuser	Driver	Voltage	Emergency
P150SDL* plaster-in	LVC* low voltage capsule	FRG* frosted glass	ND non-dim	220-240V standard	EMND non-dim
B150SDL* bezel	CDM-TC* ceramic discharge metal halide	CLG clear glass	1-10V 1-10 Volt dim	120-277V universal	
	CFL* compact fluorescent	SCG sculpture glass	TR trailing edge dim		
		MPG micro prismatic glass	DALI DALI protocol		
			DSI Digital		

* Items available for Quickship

Product Description

A 150mm round recessed luminaire with bezel trim or trimless 'plaster-in' for absolute minimal visual impact. Available with various adjustable diffusers for flush and regressed applications.

Lamp

LVC: low voltage capsule
Type: QTax-12
Lamp power: GY6.35
Lamp power: 20-90W
Lamp lumens: 320-1800 lm

CDM: Ceramic discharge metal halide
Type: CDM-TC
Base: G8.5
Lamp power: 35-70W
Lamp lumens: 2200-6000 lm

CFL: Compact fluorescent
Type: TC-TEL
Base: GX24Q-3
Lamp power: 26-32W
Lamp lumens: 1800-2400 lm

Cut-out

170 x 170 mm

Driver

- ND: non-dimming
- 1-10V: 1-10 Volt dimming, min 10% (excludes ceramic discharge halide)
- TR: trailing edge dimming (low voltage only)
- DALI: DALI protocol, min 10% (excludes ceramic discharge halide)
- DSI: Digital (excludes ceramic discharge halide)

Voltage

220-240V AC 50-60Hz
120-277V universal AC 50-60Hz

Emergency

- EMND: emergency non-dimmable (available for LVC and CFL only)

Note

- Indicative lamp information shown. Consult lamp manufacturer for current information.
 - 32W CFL only available in the flush position only.
 - 170mm reduced depth fitting is available for single and twin fluorescent lamps see diagram b.
- Please contact Whitegoods for further lamp specifications.