


20 Mini Edgeless Cove - Perimeter Reveal Application

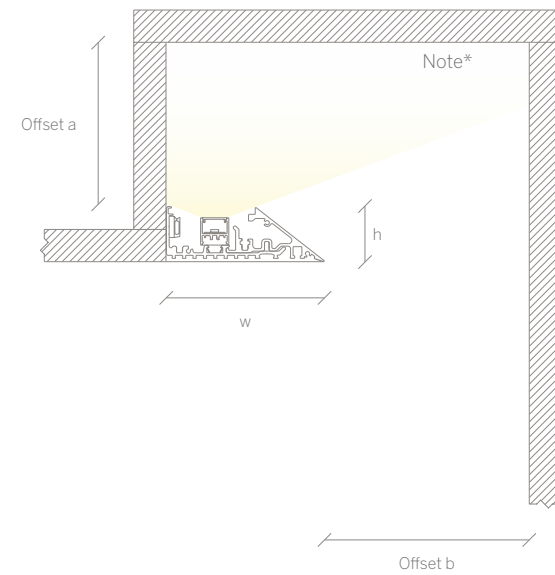
WG 20MEC-RPT



The Mini Edgeless Cove is a versatile knife edge profile luminaire which can be used to create perimeter light pockets. Ideal for larger perimeter recesses, mid room level changes, or vertical wall junctions and other surface articulations.

The aluminum mounting profile is exceptionally shallow and requires no recess depth within the mounting surface. The leading edge of the profile creates a crisp finish to the detail and the mounting surface, with the light source concealed behind from all viewing angles.

Mounting and Recommended Spacing



Note*

Paint out all internal surfaces of cove in matt white.

Offset a

Typical Offset 12"
Optimum Offset 24"
Minimum Offset 6"

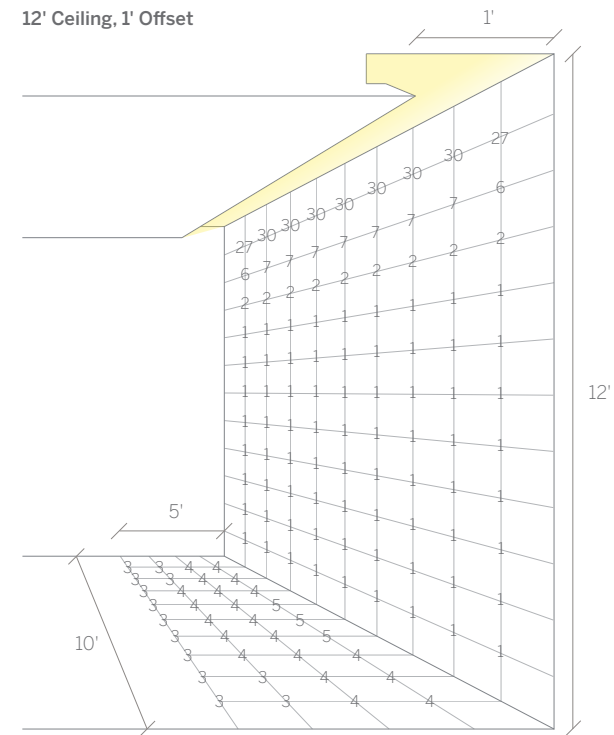
Offset b

Recommended Offset 12"-36"
Minimum Offset 6"
Optimum Offset 36"

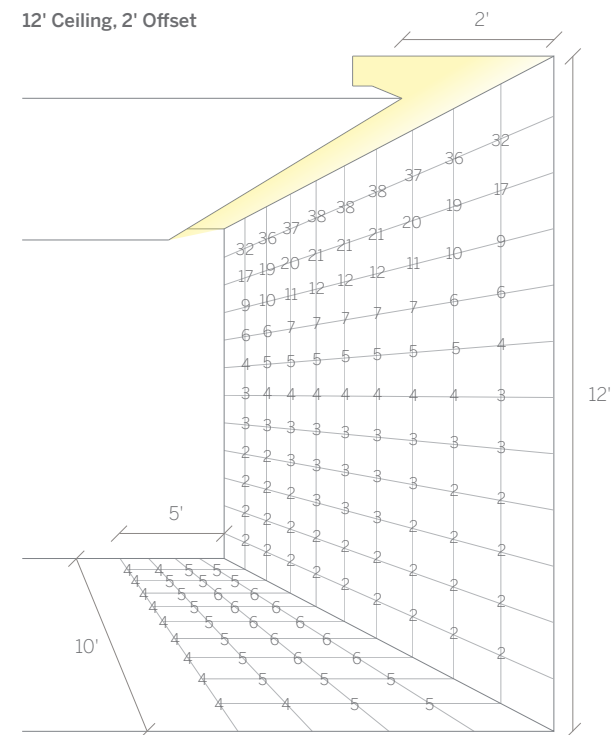
Dimensions

w = 3.7" (94mm)
h = 1.3" (33mm)

12' Ceiling, 1' Offset



12' Ceiling, 2' Offset



Values in Foot Candles

Calculated on the following basis:

Reflectances

Ceiling 70%
Walls 50%
Floor 20%

Maintenance factor

1.0

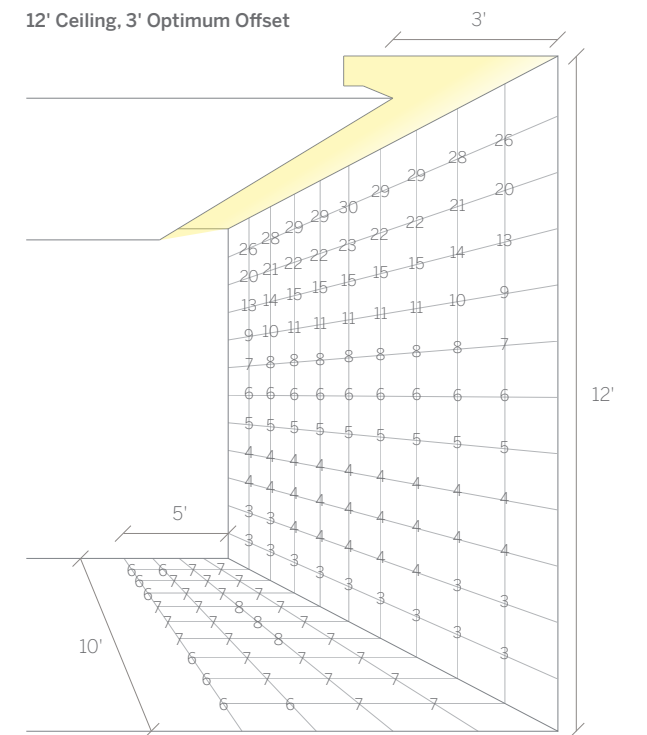
LED

579lm/ft*
3000 Kelvin
90 CRI

Diffuser

Satin Clear

12' Ceiling, 3' Optimum Offset



20 Mini Edgeless Cove Plaster Trim

Product Details

214