

## 200 square plaster-in gimbal








A 200mm square recessed directional multiple head gimbal luminaire with absolute minimal visual impact.

### Applications:

- Where the ceiling is to be plastered or re-plastered with a gypsum finish.

### Features:

- 30° tilt in all directions.
- Insert is interchangeable between lamp types and fixed downlights.
- Four individual tool free 'easy click' second fix insert.
- Tool free 'easy click' lamp and gear maintenance.
- Internal cartridges with pre-wired plug connectors for efficient installation.
- Frosted glass lens, coloured dichroic glass filter and louvre system available.

code	lamp	type	base	(1) watts	(1) cd / lumen	cut-out
P200SRG-LVR	 Low voltage reflector lamp	MR16	GU5.3	20-50W	1000-2850 cd x 4	220 x 220 mm
P200SRG-LEDR-GU10	 LED reflector lamp	MR16	GU10	-	-	220 x 220 mm
P200SRG-LEDR-GU5.3	 LED reflector lamp	MR16	GU5.3	-	-	220 x 220 mm
P200SRG-MVR	 Mains voltage reflector lamp	MR16	GU10	max 50W	350-1000 cd x 4	220 x 220 mm
P200SRG-CDMR	 Ceramic metal halide reflector	MR16	GX10	20-35W	3900-18000 cd x 4	220 x 220 mm

### Notes:

1. Indicative lamp information shown. Consult lamp manufacturer for current information.
  - Glass and louvre available, please see page 185 for details.
  - LED specification subject to change. Please contact us for latest info.
  - Not all lamps allow full 360 degree tilt rotation.

### Other information:

Important information	Page 181
Dimming	Page 182
Accessories	Page 185

