



100 square plaster-in floor wash


A 100mm high level ceiling wash luminaire with absolute minimal visual impact.


Applications:

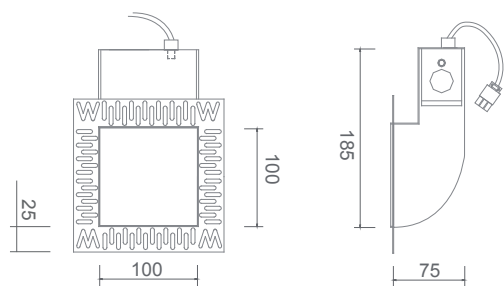
- Where the wall is to be plastered or re-plastered with a gypsum finish.

Features:

- 'Easy click' tool free second fix internal cartridge.
- Tool free lamp maintenance.
- Pre-wired with a 'Plug and Play' electrical connection.
- LED insert is retro-fittable into existing 100 floor wash frame.

code	lamp	type	base	watts	lumen	cut-out
P100SFW-MVC	 Mains voltage capsule	QT14	G9	25	260-1100 lm	115 x 115 mm

code	lamp	colour temperature	CRI (Ra)	watts ⁽¹⁾	life (hr) ⁽²⁾	lumen	cut-out
P100SFW-LED-BR-830-400	 ES Array - 400	3000°K ⁽³⁾	82	7.1W	40k	400 lm	115 x 115 mm



Notes:

1. Driver losses not included.
 2. Until 70% lumen maintenance.
 3. Available in 830 (3000K) or 840 (4000K).
- LED specification subject to change. Please contact us for latest info.
 - All test data taken at recommended operating test point (Tc) temperature of 70°C
 - Dimming versions available.

Other information:

set out guide	Page 155
Important information	Page 181
Accessories	Page 185