

60 round bezel downlight









A 60mm round recessed luminaire with minimal visual impact.

Applications:

- Where the fitting is to be retro-fitted into an existing finished ceiling.

Features:

- Bayonet tool free second fix internal cartridge.
- Tool free lamp maintenance.
- Frosted glass lens, coloured dichroic glass filter and louvre system available.
- Accepts 50mm diameter etched or coloured dichroic glass filters.
- Recessed lamp position for low glare.
- Flush insert option available.
- Gear/ transformer sized to fit through aperture if supplied by Whitegoods.

code	lamp	type	base	(1) watts	(1) cd / lumen	cut-out
B60RDL-LVR	 Low voltage reflector lamp	MR16	GU5.3	20-50W	1000-2850 cd	Ø 70 mm
B60RDL-LEDR-GU10	 LED reflector lamp	MR16	GU10	-	-	Ø 70 mm
B60RDL-LEDR-GU5.3	 LED reflector lamp	MR16	GU5.3	-	-	Ø 70 mm
B60RDL-MVR	 Mains voltage reflector lamp	MR16	GU10	max 50W	350-1000 cd (25°)	Ø 70 mm
B60RDL-CDMR	 Ceramic metal halide reflector	MR16	GX10	20-35W	3900-18000 cd	Ø 70 mm
B60RDL-LED-XI-830-700	 Xicato XSM-700	Xicato	-	5 - 8W	500lm	Ø 70 mm

Notes:

1. Indicative lamp information shown. Consult lamp manufacturer for current information.
 - Lamp is recessed 30mm back from the ceiling
 - For flush glass use code B60RDL-FG-LVR
 - Plug is not supplied.
 - Recess depth required is 110mm for LVR & MVR lamps 170mm for CMH lamps, Xicato and emergency.

Other information:

IP Rating	Page 152
Important information	Page 181
Dimming	Page 182
Accessories	Page 185

