

200 square bezel gimbal








A 200mm square recessed directional multiple head gimbal luminaire with minimal visual impact.

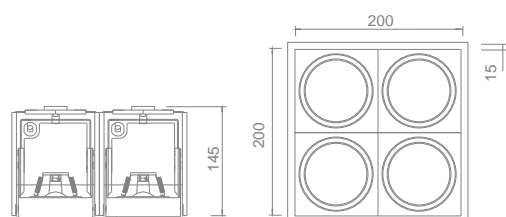
Applications:

- Where the ceiling is not able to accept a plaster finish.

Features:

- 30° tilt in all directions.
- Insert is interchangeable between lamp types and fixed downlights.
- Four individual tool free 'easy click' second fix internal lamp cartridges.
- Tool free 'easy click' lamp and gear maintenance.
- Internal cartridges with pre-wired plug connectors for efficient installation.
- Frosted glass lens, coloured dichroic glass filter and louvre system available.

code	lamp	type	base	(1) watts	(1) cd / lumen	cut-out
B200SRG4-LVR	 Low voltage reflector lamp	MR16	GU5.3	20-50W	1000-2850 cd x 4	220 x 220 mm
B200SRG4-LED-R-GU10	 LED reflector lamp	MR16	GU10	-	-	220 x 220 mm
B200SRG4-LED-R-GU5.3	 LED reflector lamp	MR16	GU5.3	4-10W	470-4200 cd x 4	220 x 220 mm
B200SRG4-MVR	 Mains voltage reflector lamp	MR16	GU10	max 50W	350-1000 cd x 4	220 x 220 mm
B200SRG4-CDMR	 Ceramic metal halide reflector	MR16	GX10	20-35W	3900-18000 cd x 4	220 x 220 mm



Notes:

1. Indicative lamp information shown. Consult lamp manufacturer for current information.
 - Glass and louvre available, please see page 185 for details.
 - LED specification subject to change. Please contact us for latest info
 - Not all lamps allow full 360 degree tilt rotation.

Other information:

Important information	Page 181
Dimming	Page 182
Accessories	Page 185