


# 100 round bezel gimbal









A 100mm round recessed directional gimbal luminaire with minimal visual impact.

### Applications:

- Where the ceiling is not able to accept a plaster finish.

### Features:

- 30° tilt in all directions.
- Insert is interchangeable between lamp types and fixed downlights.
- Tool free 'easy click' second fix insert.
- Tool free 'easy click' lamp and gear maintenance.
- Internal cartridges with pre-wired plug connectors for efficient installation.
- Frosted glass lens, coloured dichroic glass filter and louvre system available

code	lamp	type	base	(1) watts	(1) cd / lumen	cut-out
B100RRG-LVR	 Low voltage reflector lamp	MR16	GU5.3	20-50W	1000-2850 cd	Ø 115 mm
B100RRG-LEDR-GU10	 LED reflector lamp	MR16	GU10	-	-	Ø 115 mm
B100RRG-LEDR-GU5.3	 LED reflector lamp	MR16	GU5.3	-	-	Ø 115 mm
B100RRG-MVR	 Mains voltage reflector lamp	MR16	GU10	max 50W	350-1000 cd (25°)	Ø 115 mm
B100RRG-CDMR	 Ceramic metal halide reflector	MR16	GX10	20-35W	3900-18000 cd	Ø 115 mm
B100RRG-LED-XI-830-700	 Xicato XSM-700	Xicato	-	5 - 8W	500lm	Ø 115 mm

### Notes:

1. Indicative lamp information shown. Consult lamp manufacturer for current information.
  - Glass and louvre available, please see page 185 for details.
  - LED specification subject to change. Please contact us for latest info.
  - Not all lamps allow full 360 degree tilt rotation.

### Other information:

Important information	Page 181
Dimming	Page 182
Accessories	Page 185

