

# 100 round bezel downlight

A 100mm round recessed luminaire with minimal visual impact.

## Applications:


- Where the fitting is to be retro-fitted into an existing finished ceiling.







## Features:

- 'Easy click' tool free second fix internal cartridge.
- Insert is interchangeable between lamp types and gimbal.
- Tool free lamp and gear maintenance.
- Pre-wired with a 'Plug and Play' electrical connection.
- Etched opal glass diffuser for both flush and recessed mounting positions.

## Remote ballast options:

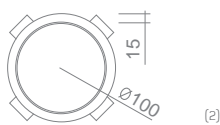
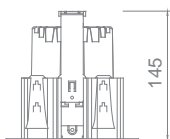
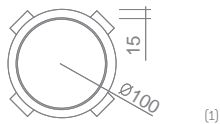
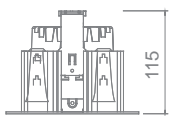
- Standard electronic
- Analogue dimming (1-10V)
- Digital dimming (DSI)
- DALI dimming



code	lamp	type	base	(3) watts	(3) lumen	cut-out
B100RDL-LVC (2)	 Low voltage capsule	QTax-12	GY6.35	20-50W	320-930 lm	Ø 115 mm
B100RDL-MVC (2)	 Mains voltage capsule	QT14	G9	25-60W	260-820 lm	Ø 115 mm
B100RDL-CDM-SM (2)	 Ceramic metal halide supermini	CDM-SM	GU6.5	35W	2200 lm	Ø 115 mm
B100RDL-LED (2)	 LED	for LED options please refer to page 87				Ø 115 mm
B100RDLRD-LVC (1)	 Low voltage capsule	QTax-12	GY6.35	20-50W	320-930 lm	Ø 115 mm
B100RDLRD-MVC (1)	 Mains voltage capsule	QT14	G9	25-60W	260-820 lm	Ø 115 mm
B100RDLRD-CDM-SM (1)	 Ceramic metal halide supermini	CDM-SM	GU6.5	35W	2200 lm	Ø 115 mm
B100RDLRD-LED (1)	 LED	for LED options please refer to page 87				Ø 115 mm


## Notes:

1. Reduced depth fitting.
2. Standard fitting.
3. Indicative lamp information shown. Consult lamp manufacturer for current information.
  - Glass position can be selected without the use of tools.
  - A reduced depth fitting is available. Please specify RD (reduced depth) on the product code (for example: B100RDLRD-...).



## Other information:

Important information	Page 181
Dimming	Page 182
Accessories	Page 185



# 100 round bezel downlight

## LED

A 100mm round recessed luminaire with absolute minimal visual impact. Available with a range of market leading LED light engines with excellent colour consistency and light output.







Available in 700 lumen to 1100 lumen output and "artist" version with excellent colour rendering of over 95 Ra.

### Applications:

- Where the ceiling is to be plastered or re-plastered with a gypsum finish.

### Features:

- 'Easy click' tool free second fix internal cartridge.
- Insert is interchangeable between lamp types and gimbal.
- Tool free driver maintenance.
- Pre-wired with a 'Plug and Play' electrical connection.
- Etched opal glass diffuser for both flush and recessed mounting positions.
- Retro-fittable into existing 100 downlight frame.
- With a replaceable LED 'lamp' module, Whitegoods LED modules offer true sustainability.

code		lamp	colour temperature	CRI (Ra)	watts	lumens <sup>(2)</sup>	life (hr) <sup>(8)</sup>	cut-out
<b>Xicato</b>								
B100RDL-LED-XI-830-700		Xicato XSM-700	3000°K <sup>(3)</sup>	80	12.4W	700 lm	50k	Ø 115 mm
B100RDL-LED-XI-830-1000 *		Xicato XSM-1000	3000°K <sup>(3)</sup>	80	18.3W	1000 lm	50k	Ø 115 mm
B100RDL-LED-XI-930-700		Xicato XSM-700A	3000°K <sup>(3)</sup>	95	21.3W	700 lm	50k	Ø 115 mm
<b>Bridgelux</b>								
B100RDL-LED-BR-830-800 *		ES Array-800	3000°K <sup>(4)</sup>	82	14W	800 lm	50k	Ø 115 mm
<b>Philips</b>								
B100RDL-LED-PH-830-1100		FortimoSLM-1100	3000°K <sup>(5)</sup>	80	18W	1100 lm	50k	Ø 115 mm
<b>Osram</b>								
B100RDL-LED-OS-930-800		PrevaLED-800	3000°K <sup>(6)</sup>	90	11W	900 lm	50k	Ø 115 mm

### Notes:

1. Reduced depth fitting.
  2. Standard depth fitting.
  3. Available in 827 (2700K), 830 (3000K) or 840 (4000K).
  4. Available in 830 (3000K) CRI 82 or 840 (4000K) CRI 80.
  5. Available in 830 (3000K), 835 (3500K) or 840 (4000K).
  6. Available in 930 (3000K) or 940 (4000K).
  7. Absolute range of lumen output is +/-10% of typical value stated.
  8. Until 70% lumen maintenance (Projected lifetime).
- A reduced depth fitting is available, Please order additional product RDB-100LED to allow for a reduced depth fitting.
  - Dimming versions available: -phase dim; 0-10 or DALI.
  - LED specification subject to change. See our website for the latest info.
  - Glass position can be selected without the use of tools Codes marked '\*' are stock items
  - All technical data is subject to manufacturer's published data.



### Other information:

Important information  
100 LED Lamp information

Page 181  
Page 179

